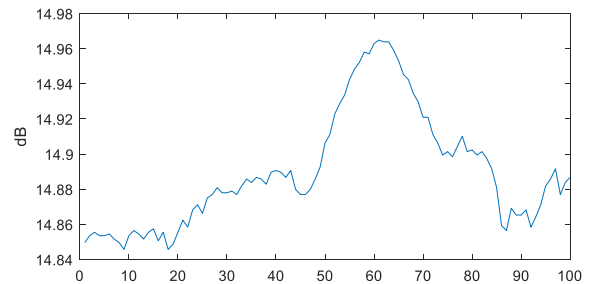
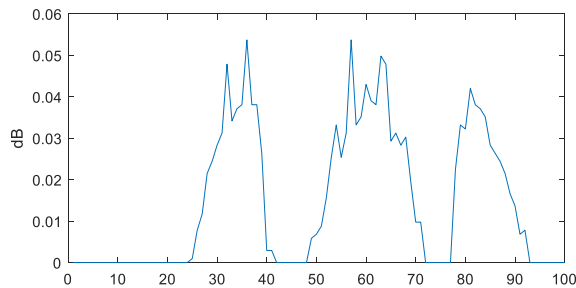
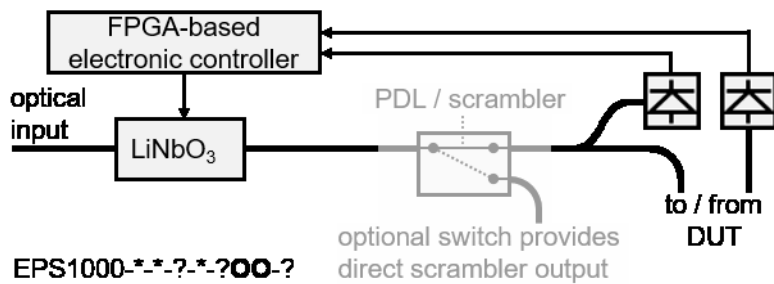


PDLM Polarization Dependent Loss Multimeter

- Usage mode or extension of EPS1000 polarization scrambler, with built-in photodetector(s).
- Polarization-dependent loss (PDL) and mean loss are calculated in firmware.
- PDL measurement interval <100 ms
- PDL measurement range 0.05...50 dB
- Optical power meter function
- Extinction method (superb especially for large PDL) and sqrt(3) method
- Polarization scrambler functionality is kept with optional switch.
- Fully programmable (USB, LAN, GUI, Matlab, Python, C, ...)



PM1000 Polarimeter

- Measurement of all 4 Stokes parameters, display on **Poincaré sphere** and in **oscilloscope mode**. Also available: Normalized Stokes vector, degree-of-polarization (DOP)
- Three choices for the normalization of Stokes parameters/vectors:
 - Standard: Normalized Stokes vectors are normalized to unit length. Regardless of power and DOP, they appear at the surface of the Poincaré sphere.
 - Exact: Normalized Stokes vectors are normalized only with respect to optical power. For DOP < 1 (or DOP = 0) they appear inside (or in the center of) the Poincaré sphere.
 - Non-normalized: Display of the non-normalized Stokes parameters. This means, DOP and optical power determine the length of the displayed S1-S2-S3 Stokes vector.
- **100 MHz polarization state sampling frequency. 64 M polarization states can be recorded.**
- **30 MHz analog bandwidth.** Averaging (10 ns, 20 ns, 40 ns, ... 2.68 s), triggering, gating
- **Internal triggering on SOP or intensity events.** Selectable pre-trigger data ratio. Perfectly suited for **automated long-term assessment of polarization transients. Download while recording** next events!
- **Realtime Poincaré sphere display up to 100 MHz** in graphical user interface (GUI) or 50 MHz on connected monitor (HDMI; 720p60). **Not a single sample is lost!**
- 100 MHz memory view, zoom in oscilloscope mode, screenshots, numeric display
- Speed histogram, intensity histogram, software examples for Matlab™ and Labview™
- Hardware option: 2 sensitivity ranges extend usability to +4...-40 dBm.
- Full support of EPS1000 polarization scrambler/transformer and EPX1000 polarization controller/demultiplexer and scrambler/transformer for **Mueller & Jones matrix (≥ 5.12 us), PDL (~60 dB), PMD measurement.** Optional **lock-in detection.** EPS1000 module can be plugged onto PM1000 module.
- Power consumption: ~5 W (+5 V from included power supply 100-240 V)
- Available as a standalone desktop unit, as a module card, and as an intellectual property (IP) core
- Realtime operation with Serial Peripheral Interface (SPI), trigger/gating input/output (BNC)
- Operation via control buttons of desktop unit, **USB, LAN, SPI** or graphical user interface (GUI)
- Available: **C&L (standard), S, E, O bands.** Tunable C&L band laser modules can be built in.
- **NEW** Can define SOP tracking by EPS1000, also during optical frequency sweep and according to table